

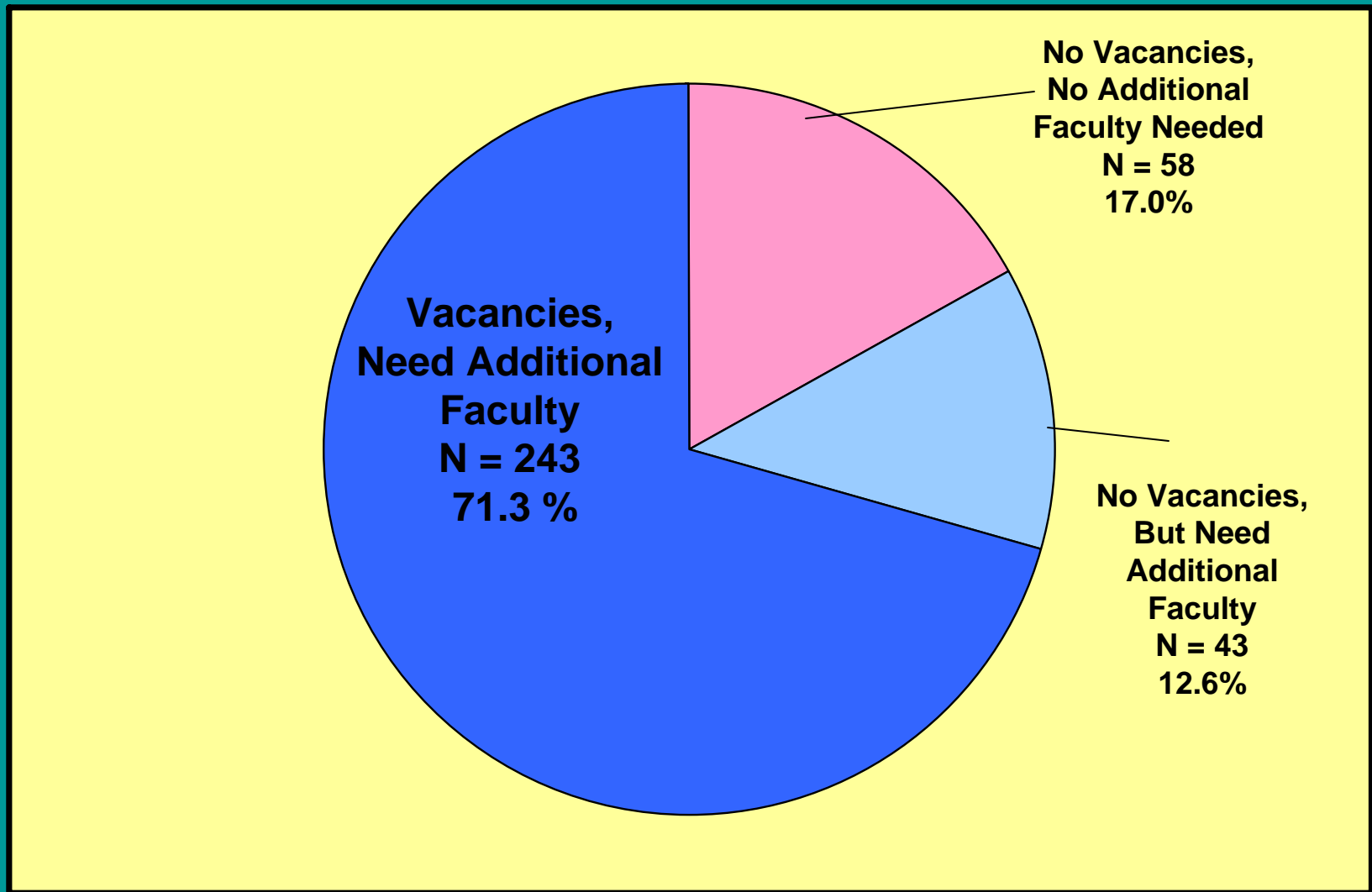


# American Association of Colleges of Nursing

***Special Survey of AACN Membership on  
Vacant Faculty Positions for  
Academic Year 2007-2008, June 2007***

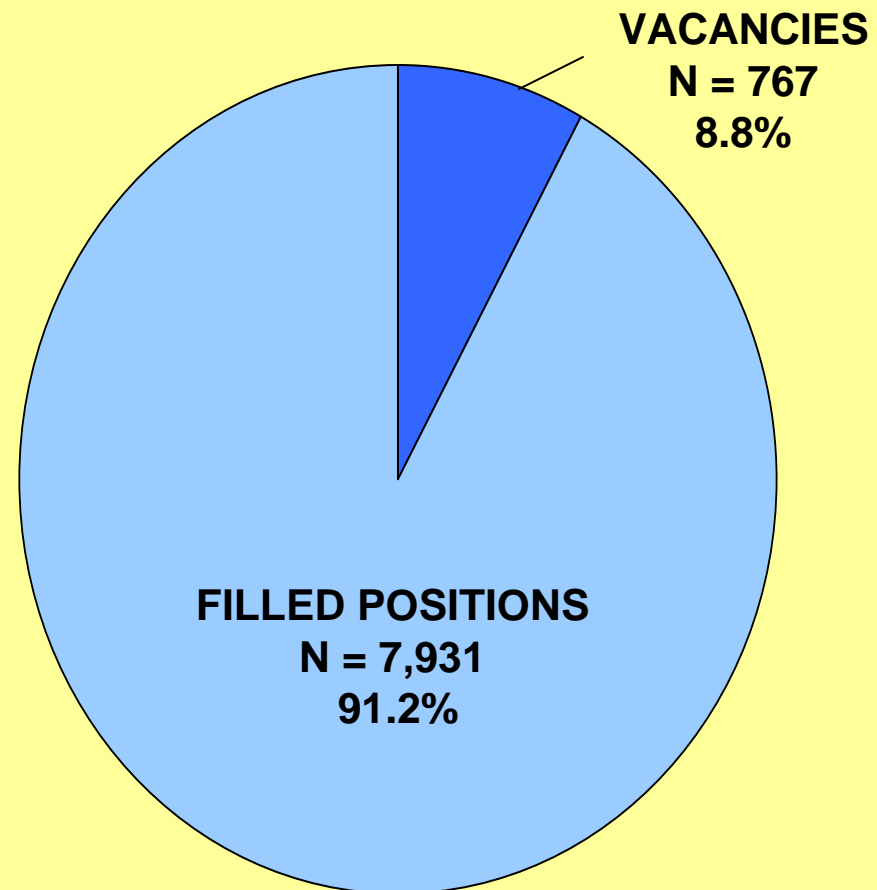
***Di Fang, PhD, Director of Research and Data Services  
Stefanie Wilsey Wisniewski, MPH, MSW, Research and Data Manager***

**Special AACN Survey on Vacant Full-Time Faculty Positions for Academic Year 2007-2008: Number and Percent of Schools With and Without Vacant Positions, N=341 AACN Member Respondents (Response Rate = 55.5% of Membership), June 2007**



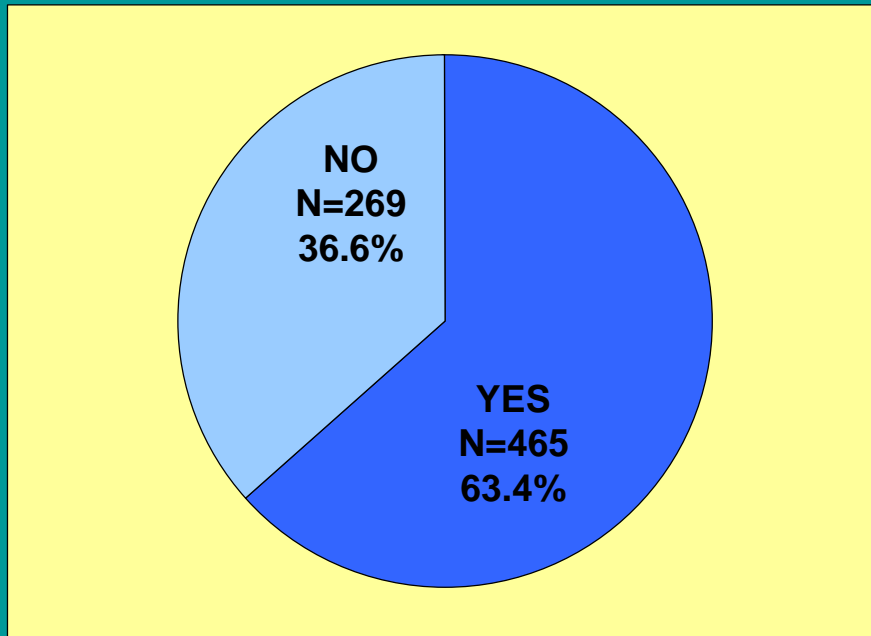
## Special AACN Member Survey on Vacant Faculty Positions for Academic Year 2007-2008: Number and Percent of Filled Positions and Vacancies, June 2007

- Number of Member Schools Responding: 344 (55.4% of AACN Membership)
- Total Budgeted Positions: 8,698
- Total Number of Vacancies: 767 (8.8%)
- Total Number of Filled Positions: 7,931 (91.2%)
- Mean Number of Vacancies: 2.2 per school
- Range of Number of Vacancies: 1 to 20
- Number of Schools with No Vacancies, BUT NEED additional faculty: 43
- Number of Schools with No Vacancies, that do NOT need additional Faculty: 58

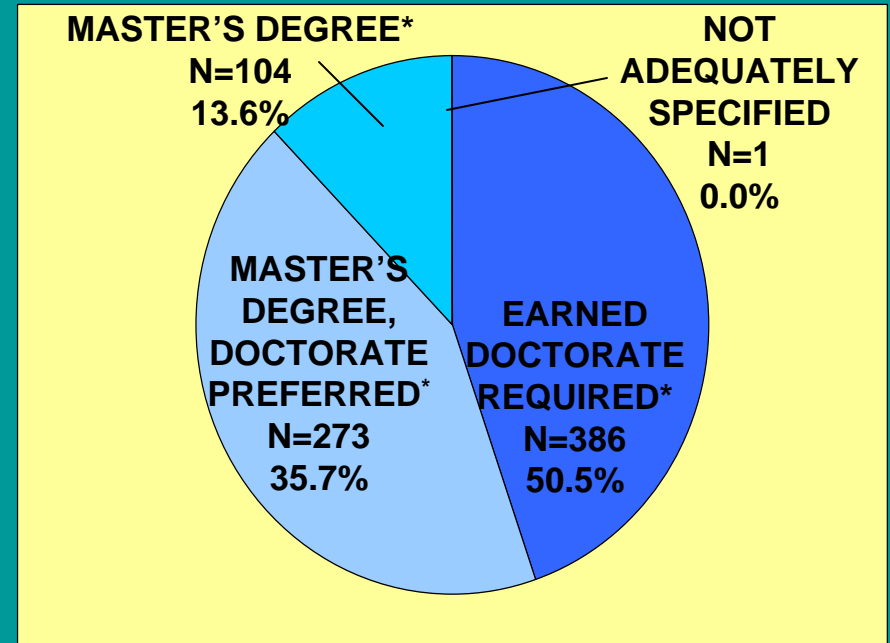


## Selected Characteristics of Vacant Faculty Positions for Academic Year 2007-2008, June 2007

**Tenure Track (Valid N=734)**



**Degree Requirements (Valid N=764)**



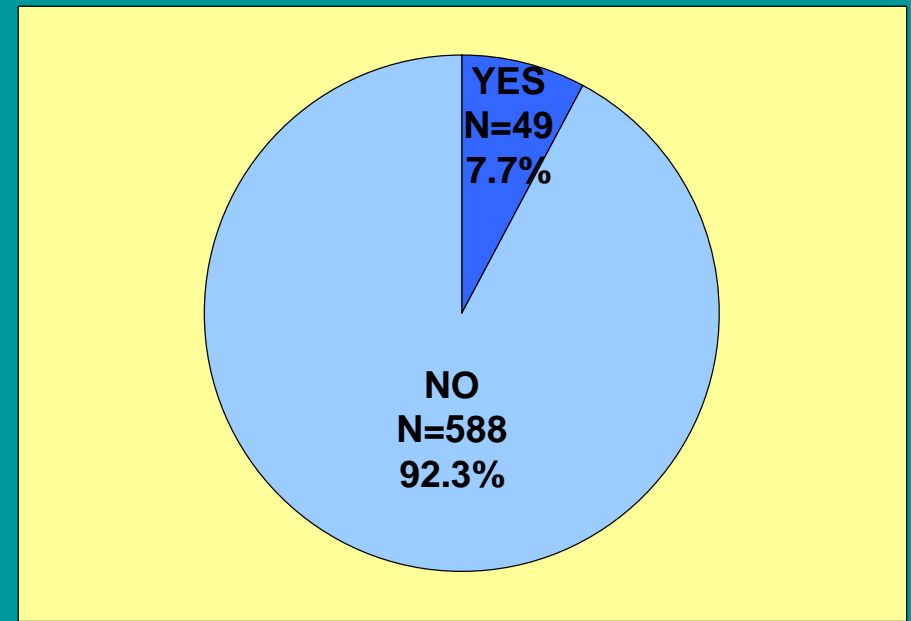
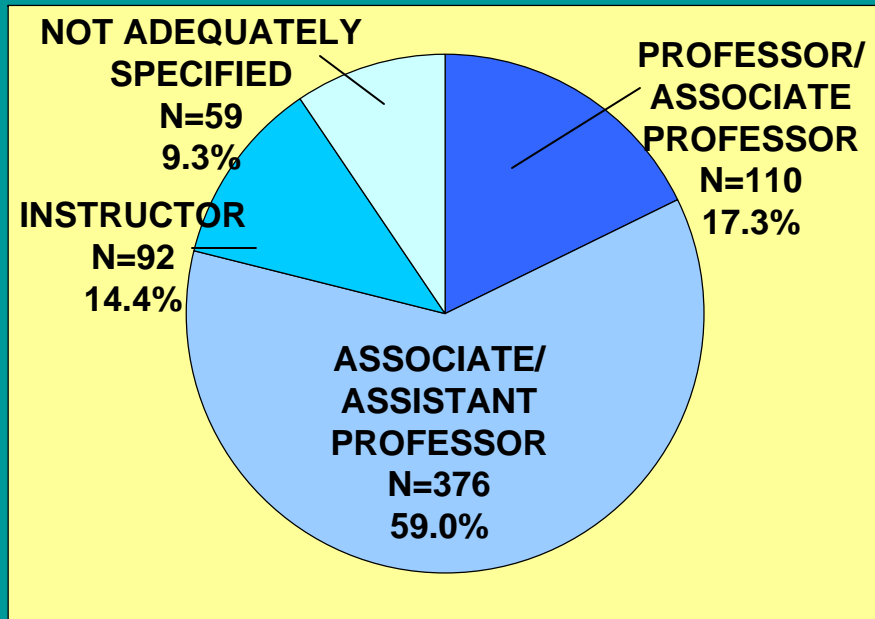
\* In nursing or related field.



## Selected Characteristics of Vacant Faculty Positions for Academic Year 2007-2008, June 2007

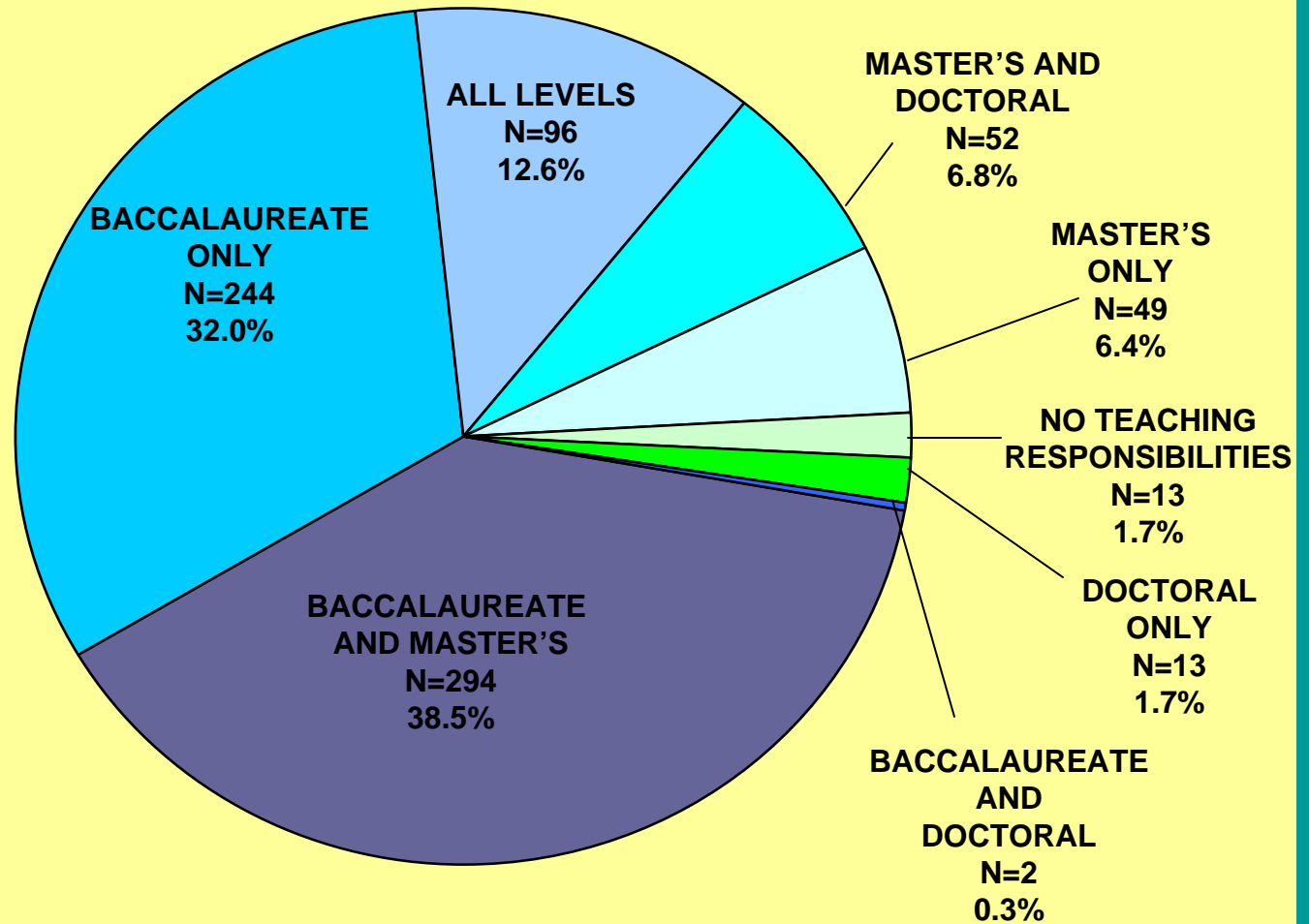
*Incoming Level of Appointment*  
(Valid N=637)

*Administrative Position*  
(Valid N=637)



# Selected Characteristics of Vacant Faculty Positions for Academic Year 2007-2008, June 2007

Level of Teaching (Valid N=763)

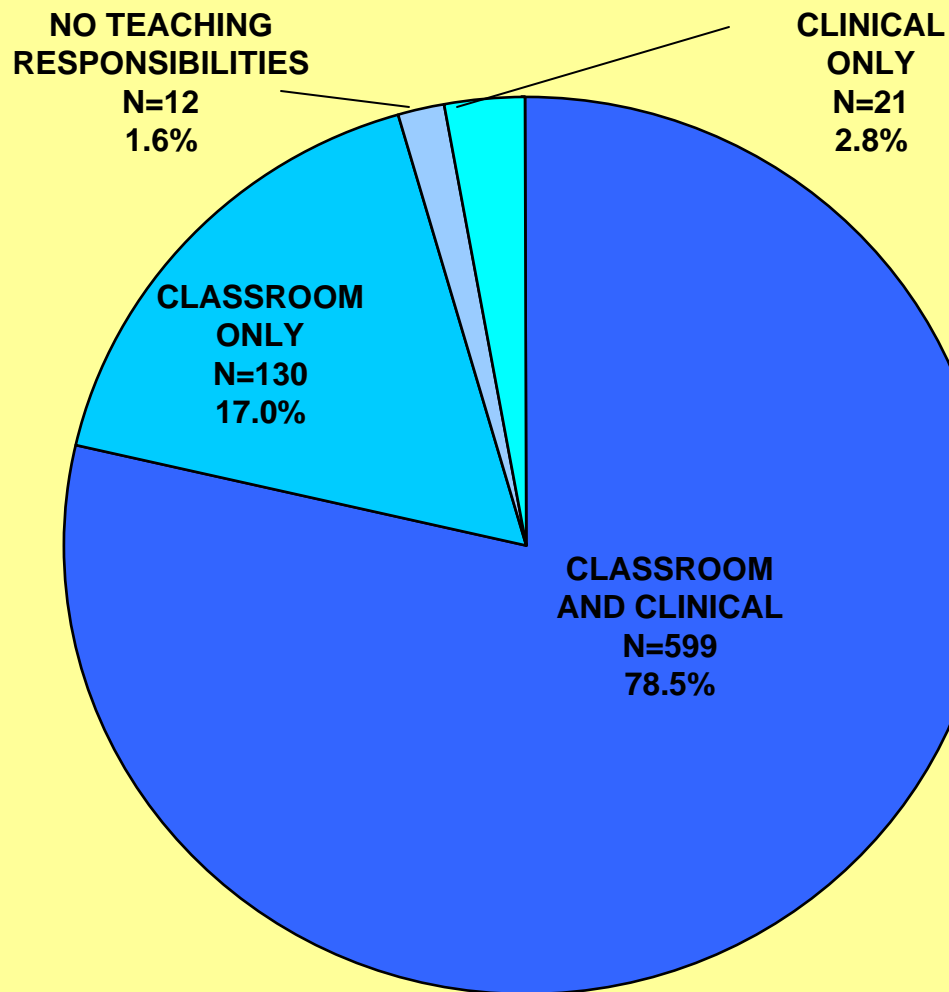


Source: 2007 Survey on Faculty Vacancies. Washington, DC: AACN.  
© American Association of Colleges of Nursing 2007. All rights reserved.



# Selected Characteristics of Vacant Faculty Positions for Academic Year 2007-2008, June 2007

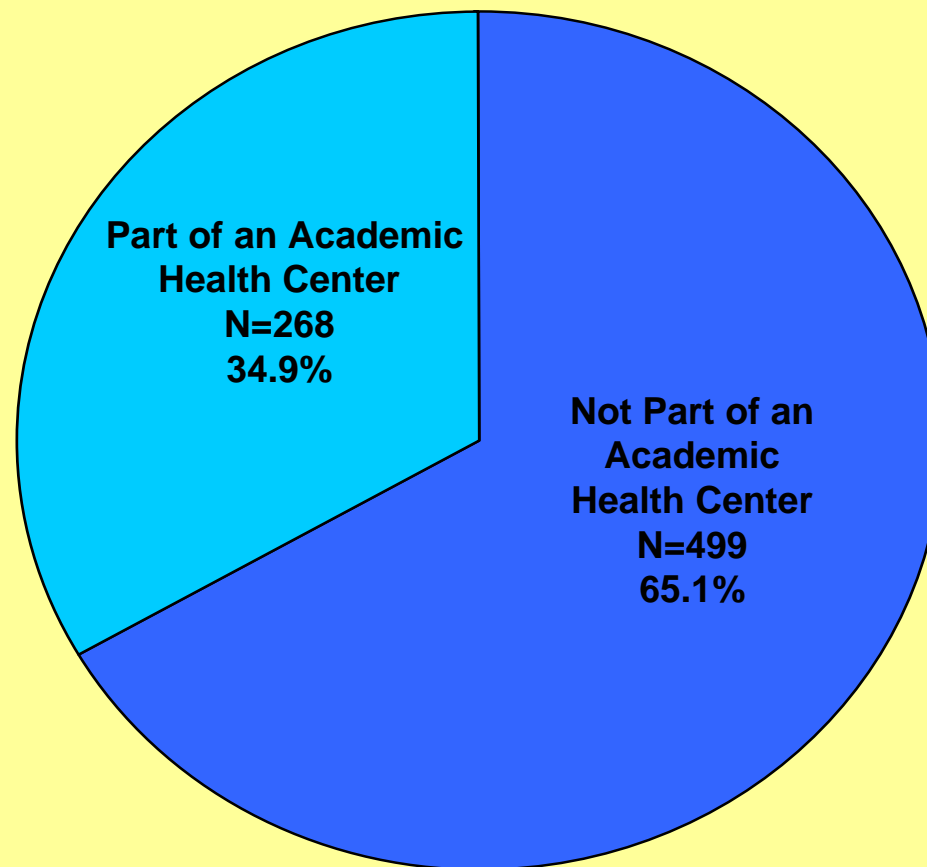
Teaching Responsibilities (Valid N=763)



Source: 2007 Survey on Faculty Vacancies. Washington, DC: AACN.  
© American Association of Colleges of Nursing 2007. All rights reserved.



**Number and Percent of Faculty Vacancies by  
Academic Health Center Status, Academic Year 2007-2008, June 2007**  
*Academic Health Center Affiliation (Valid N=767)*



Source: 2007 Survey on Faculty Vacancies. Washington, DC: AACN.  
© American Association of Colleges of Nursing 2007. All rights reserved.



**Major Reasons (In Rank Order) Precluding Schools of Nursing from Hiring  
Additional Full-Time Faculty for  
Academic Year 2007-2008, June 2007  
(Valid N=43 Schools with no vacant positions but need more)**

**Insufficient funds to hire new faculty**

**Unwillingness of administration to commit to additional  
full-time positions**

**Inability to recruit qualified faculty because of  
competition for jobs with other marketplaces**

**Qualified applicants for faculty positions are unavailable  
in your geographic area**



**Most Critical Issues (in Rank Order) Faced by Schools of Nursing  
for Academic Year 2007-2008**

**RE: Faculty Recruitment and Retention, June 2007  
(N=344 Schools; 55.9% of AACN Membership)**

**Noncompetitive salaries**

**Limited pool of doctorally prepared faculty**

**Lack of qualified applicants**

**Finding faculty with the right specialty mix**

**Finding faculty willing/able to teach clinical courses and**

**finding faculty willing/able to conduct research**

**High faculty workload**



**Most Critical Qualification Noted by Respondents Who Cited a  
Lack of Qualified Applicants for Faculty Positions, June 2007  
(Valid N=141 Schools; 41.0%)**

**Doctoral Degree Preparation**

**Lack of Educational Experience**

