



Education is not a static process. It evolves with newly discovered best-practices, technology, and innovation in the classroom. As our nation’s healthcare system transforms and more services are provided outside the hospital walls, nurses must be educated for these opportunities and challenges. A life-long learning approach is required for nurses to stay current, which includes higher levels of education and continual learning beyond the academic setting. Given the great need for registered nurses (RNs), including Advanced Practice Registered Nurses (APRNs), and nurse faculty in a newly reformed healthcare system, it is crucial to maximize funding for professional nursing education and research.

Below are state-specific data that policy makers must consider as they make funding decisions to support America’s nursing workforce, nursing science, and the patients they care for. Congress must consider long-term financial planning in these areas — not doing so would place the health of our nation in jeopardy.

Nebraska Nursing Education at a Glance, Fall 2015

In 2015, nursing schools in Nebraska enrolled **3,769 students** in Baccalaureate and Graduate programs in nursing and produced **1,214 graduates** across program levels.¹

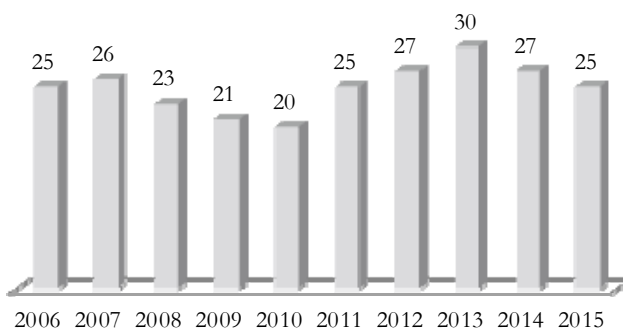
Baccalaureate and Graduate Nursing Student Diversity by Program Level¹

| | Baccalaureate | Master's | PhD | DNP | All Programs |
|-----------|---------------|----------|-----|-----|--------------|
| Minority* | 14% | 10% | 17% | 12% | 13% |
| Men | 9% | 8% | 8% | 7% | 9% |
| Total | 2,814 | 609 | 25 | 321 | 3,769 |

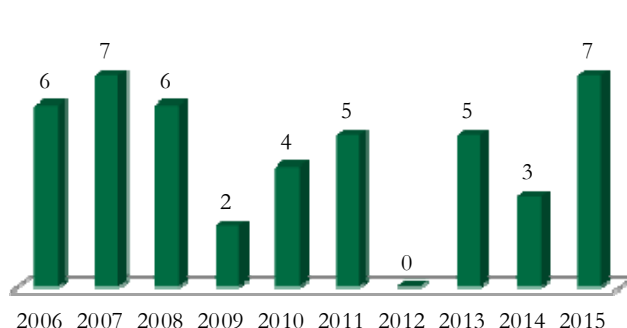
Additionally, there were **644** nursing students studying to become APRNs, including **624** Nurse Practitioners, **15** Certified Registered Nurse Anesthetists, and **5** Clinical Nurse Specialists.¹

Elevating the role of nursing science for healthcare advances is more critical than ever. As the nation works to ensure adequate nursing capacity in high need areas, nurses with research-focused doctorates (PhD) will be essential to creating the evidence that will inform and support contemporary nursing practice, improvements in patient care, and reductions in health disparities.

10 Years of PhD Enrollments
Nebraska



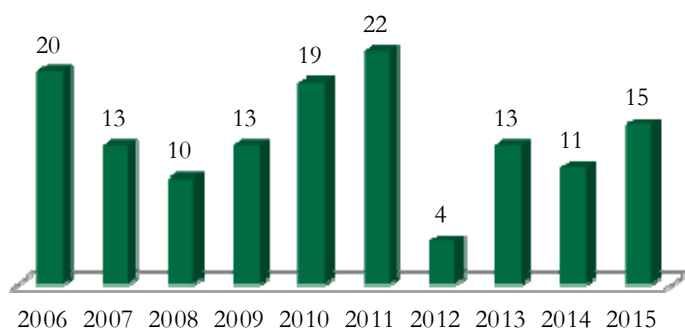
10 Years of PhD Graduates
Nebraska



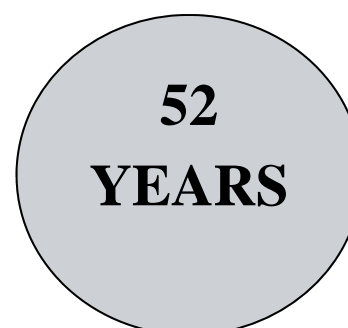
Understanding the Faculty Shortage¹

A shortage of faculty is a primary obstacle to expanding the nation's nursing workforce and meeting care demand. In 2015, AACN reported that over a thousand qualified applicants were not offered admission to doctoral (1,941) programs due to a faculty shortage as well as other resource constraints. According to AACN's Survey on *Vacant Faculty Positions for Academic Year 2015-2016*, most open faculty positions either require (58.9%) or prefer (31.8%) doctorally-prepared faculty members. ***Of the schools surveyed, approximately two-thirds report insufficient funding as one of the biggest obstacles to hiring additional faculty.*** The problem will exacerbate as many faculty reach retirement age in the next decade. According to AACN's report on *2015-2016 Salaries of Instructional and Administrative Nursing Faculty in Baccalaureate and Graduate Programs in Nursing*, the average ages of doctorally-prepared nurse faculty holding the ranks of professor, associate professor, and assistant professor were 62, 57, and 51 years, respectively. An increased focus and investment must be placed on educating more doctorally-prepared nurses for faculty positions.

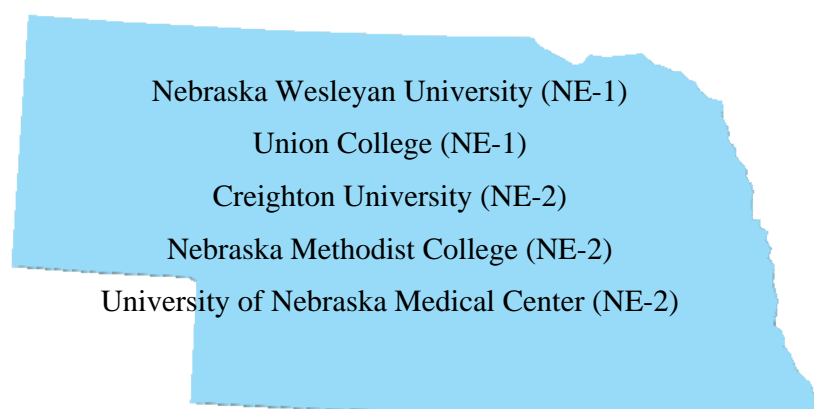
10 Years of Faculty Vacancies
Nebraska



Average Age of Nebraska Nurse Faculty



5 AACN Member Schools in Nebraska (By Congressional District)



The American Association of Colleges of Nursing (AACN) represents over 760 schools of nursing offering a mix of baccalaureate, graduate, and post-graduate programs at institutions nationwide. For more information on AACN or higher nursing education, visit www.aacn.nche.edu or contact us at 202-463-6930.

Federal Nursing Funding

Facing state budget cuts and the reality of recent economic conditions, our schools and the students they educate depend on federal dollars. In particular, the Nursing Workforce Development programs authorized under Title VIII of the Public Health Service Act (42 U.S.C. 296 et seq.) and the National Institute of Nursing Research (NINR) are essential to nurse workforce stability and health care quality. The Title VIII grants are awarded to colleges and universities within each state and provide financial assistance to both nursing education programs and individual students. For over 50 years, the Title VIII programs have been instrumental in supporting the pipeline of registered nurses, advanced practice registered nurses, and nursing faculty. As one of the 27 Institutes and Centers at the National Institutes of Health, the NINR supports research that examines health and illness across the lifespan and establishes the scientific basis for quality patient care. Through grants, research training, and interdisciplinary collaborations, NINR addresses health promotion and disease prevention, quality of life, health disparities, and end-of-life care. NINR also helps train the next generation of nurse researchers, who serve as faculty in America's nursing schools.

10 Years of Funding in Nebraska²

TITLE VIII



FY2006: \$545,333
 FY2007: \$484,596
 FY2008: \$601,724
 FY2009: \$1,473,255
 FY2010: \$2,582,523
 FY2011: \$2,622,111
 FY2012: \$1,593,796
 FY2013: \$1,418,421
 FY2014: \$1,634,731
 FY2015: \$1,535,837

NINR



FY2006: \$1,814,368
 FY2007: \$1,187,437
 FY2008: \$1,341,906
 FY2009: \$1,868,398
 FY2010: \$1,879,293
 FY2011: \$1,472,165
 FY2012: \$1,659,149
 FY2013: \$1,429,223
 FY2014: \$1,158,213
 FY2015: \$745,298

Summary of Fiscal Year 2015 NINR Grants by Nebraska Congressional District

| Project Title | Congressional District | Total Grant Funding |
|---|------------------------|---------------------|
| Bone Loading Exercises Versus Risedronate On Bone Health In Post-Menopausal Women | NE-2 | \$670,184 |
| Physiologic Stress During Pregnancy On Maternal And Infant Outcomes | NE-2 | \$75,114 |

Total Grant Funding by District

NE-2: \$745,298

Summary of Fiscal Year 2015 Title VIII Grants by Nebraska Congressional District

| Program | Congressional District | Total Grant Funding |
|--|-------------------------------|----------------------------|
| Nurse Anesthetist Traineeships | NE-1 | \$25,036 |
| Advanced Education Nursing Traineeship | NE-2 | \$177,765 |
| Advanced Nursing Education Grants | NE-2 | \$255,555 |
| Nurse Anesthetist Traineeships | NE-2 | \$29,898 |
| Nurse Faculty Loan Program | NE-2 | \$662,000 |
| Nurse Faculty Loan Program | NE-2 | \$65,284 |
| Nursing Workforce Diversity | NE-2 | \$320,299 |

| Total Grant Funding by District |
|--|
| NE-1: \$25,036 |
| NE-2: \$1,510,801 |

Nebraska Nursing Workforce at a Glance ^{3,4}

20,597 Licensed Registered Nurses in Nebraska

1,250 individuals took the National Council Licensure Exam (NCLEX-RN) for the first time in 2015.**

86.8% of new nurse graduates taking the NCLEX-RN received licenses.

1,383 Advanced Practice Registered Nurses in Nebraska

995 Nurse Practitioners treat patients across the lifespan, providing primary and acute care.

28 Certified Nurse-Midwives provide perinatal, gynecological, preventative, and primary care services.

263 Certified Registered Nurse Anesthetists administer anesthesia during surgery and provide pain management services.

97 Clinical Nurse Specialists specialize in an area of nursing practice defined by a population, setting, or disease type.

Access to Primary Care in Nebraska ^{5,6,7}

Access to primary care providers is critical to maintaining a healthy population and reducing the rising cost of health care.

- **Medically Underserved Areas/Populations (MUA/Ps)** are areas/populations the U.S. Department of Health and Human Services, Health Resources and Services Administration (HRSA) has designated as facing barriers to accessing health care. There are **85 MUA/Ps in Nebraska**.
- **Health Professional Shortage Areas (HPSAs)** are designated as having shortages of primary medical care, dental or mental health providers and may be geographic, population, or facilities (federally qualified health center). There are **105 HPSAs** that face primary care provider shortages.
- **Rural Health Clinics (RHCs)** are federally designated health clinics certified to receive special Medicare and Medicaid reimbursements. There are **132 RHCs in Nebraska**.

¹ American Association of Colleges of Nursing. (2016). *2015-2016 Enrollment and Graduations in Baccalaureate and Graduate Programs in Nursing; 2015-2016 Salaries of Instructional and Administrative Nursing Faculty in Baccalaureate and Graduate Programs in Nursing and 2015 Faculty Vacancy Survey*, Washington, DC.

² U.S. Department of Health and Human Services Health Resources and Services Administration and National Institutes of Health. (2015). AACN compilation of Title VIII and NINR grant funding awarded in FY2015. Retrieved October 1, 2015 from <http://datawarehouse.hrsa.gov> and <https://projectreporter.nih.gov/reporter.cfm>

³ Nebraska Department of Health & Human Services, Nebraska Center for Nursing. (2015). *Nebraska RN Survey Report 2014*. Retrieved March 3, 2016 from <http://www.center4nursing.com/documents/2015RNWORKFORCEREPORT.pdf>.

⁴ National Council of State Boards of Nursing. (2016). Number and percent of first-time passing candidates education in member board jurisdictions 1/1/2015 through 12/31/2015. Retrieved January 7, 2016 from <https://nursing.iowa.gov/sites/default/files/NCLEX%20RN%20results%20Q4%202015.pdf>

⁵ United States Department of Health and Human Services Health Resources and Services Administration. (2015). *Medically Underserved Areas/Populations (MUA/P) State Summary of Designated MUA/P*. Retrieved January 1, 2016 from <http://datawarehouse.hrsa.gov/topics/shortageAreas.aspx>.

⁶ U.S. Department of Health and Human Services Health Resources and Services Administration. (2015). *Designated Health Professional Shortage Areas Statistics*. Retrieved January 1, 2016 from <http://datawarehouse.hrsa.gov/topics/shortageAreas.aspx>

⁷ Centers for Medicare and Medicaid Services. (2015). Medicare certified rural health clinics. Retrieved on January 1, 2016 from <http://www.cms.gov/MLNProducts/downloads/rhclistbyprovidername.pdf>.

* Minority Enrollment includes African American, American Indian or Alaskan Native, Asian, Hispanic or Latino, Native Hawaiian or Pacific Islander, and Two or more races.

** NCLEX takers include graduates of Associate's, Bachelor's, and Master's degree programs in nursing.