




## Commission on Nurse Certification (CNC)

CNC is the autonomous certifying arm of the AACN who oversees the Clinical Nurse Leader (CNL) certification activities to assure communities of interest that certificants have met accepted standards of practice.



### CNL Certification Exam Data (2017)

The following table indicates the pass rate for the CNL exams administered January 1 – March 23, 2017.

CNL EXAM ADMINISTERED January 1 - March 23, 2017	CANDIDATES (Students & Faculty)	CANDIDATES 1st TIME (Students & Faculty)	STUDENTS ONLY	1st TIME STUDENTS
TOTAL CANDIDATES	180	141	162	124
PASSED	125	103	116	95
FAILED	55	38	46	29
PASS RATE	69%	73%	72%	77%

**Note:** Aggregate data above includes candidates with outstanding RN license information who sat for the exam. These individuals are not officially certified and therefore the total number of candidates who have passed the exam may not reflect the actual number of certified CNLs.

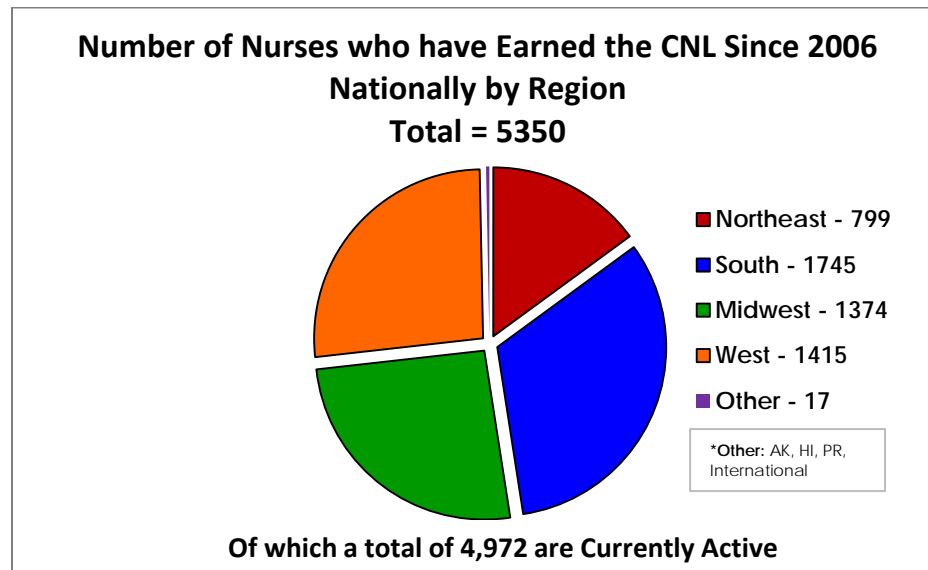


## CNL Certification Exam Data (2010-2016)

The following table indicates the overall pass rate for the CNL exams administered since 2010.

YEAR	PASSED	FAILED	TOTAL CANDIDATES	PASS RATE
2010	406	191	597	68%
2011	488	242	730	67%
2012	597	225	822	73%
2013	646	249	895	72%
2014	711	241	952	75%
2015	709	371	1080	66%
2016	755	357	1112	68%
<b>TOTALS AND AVERAGE PASS RATE</b>	<b>4312</b>	<b>1876</b>	<b>6188</b>	<b>70%</b>

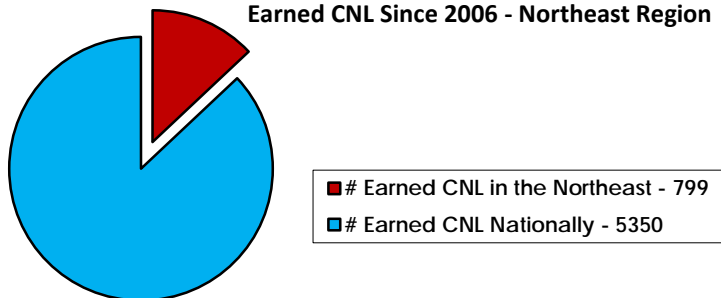
**Note:** Aggregate data above includes candidates with outstanding RN license information who sat for the exam. These individuals are not officially certified and therefore the total number of candidates who have passed the exam may not reflect the actual number of certified CNLs.



**Note:** The total indicates the number of individuals who have earned Clinical Nurse Leader (CNL) Certification since 2006.

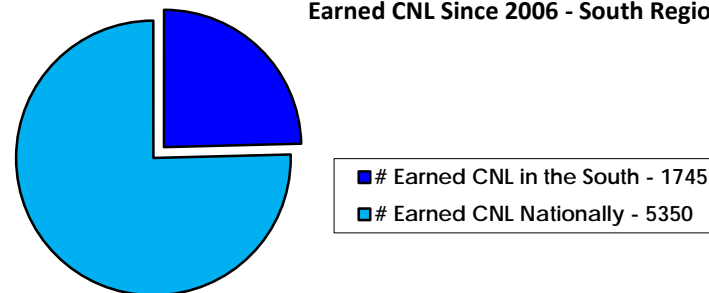
# TRANSFORM. LEAD. EXPERIENCE.

**Earned CNL Since 2006 - Northeast Region**



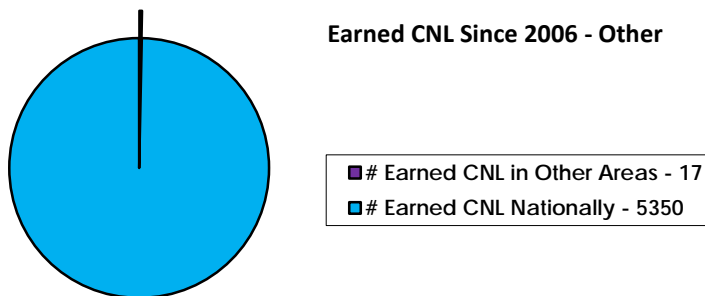
**Northeast Region:** CT, ME, MA, NH, NJ, NY, PA, RI, VT

**Earned CNL Since 2006 - South Region**



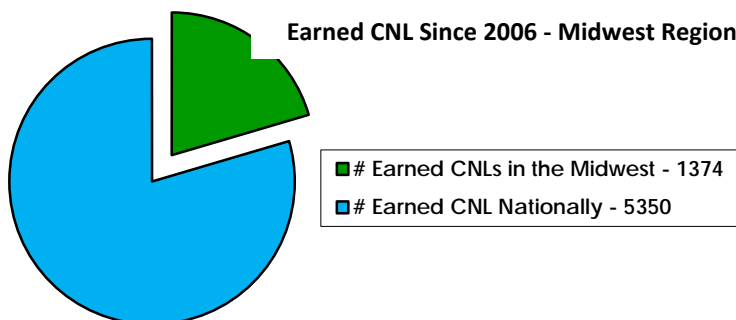
**South Region:** AL, AR, DC, DE, FL, GA, KY, LA, MD, MS, NC, OK, SC, TN, TX, VA, WV

**Earned CNL Since 2006 - Other**



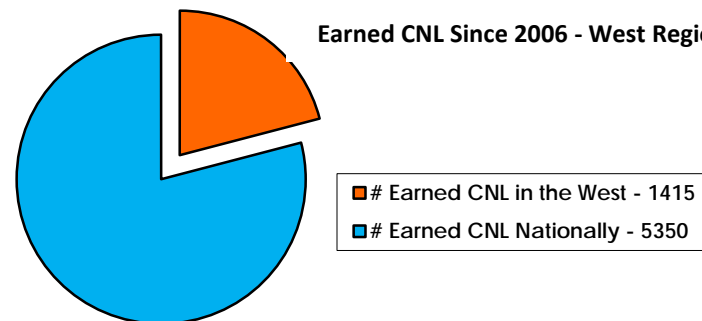
**Other:** AK, HI, PR, International

**Earned CNL Since 2006 - Midwest Region**



**Midwest Region:** IL, IN, IA, KS, MI, MN, MO, NE, OH, SD, WI, WY

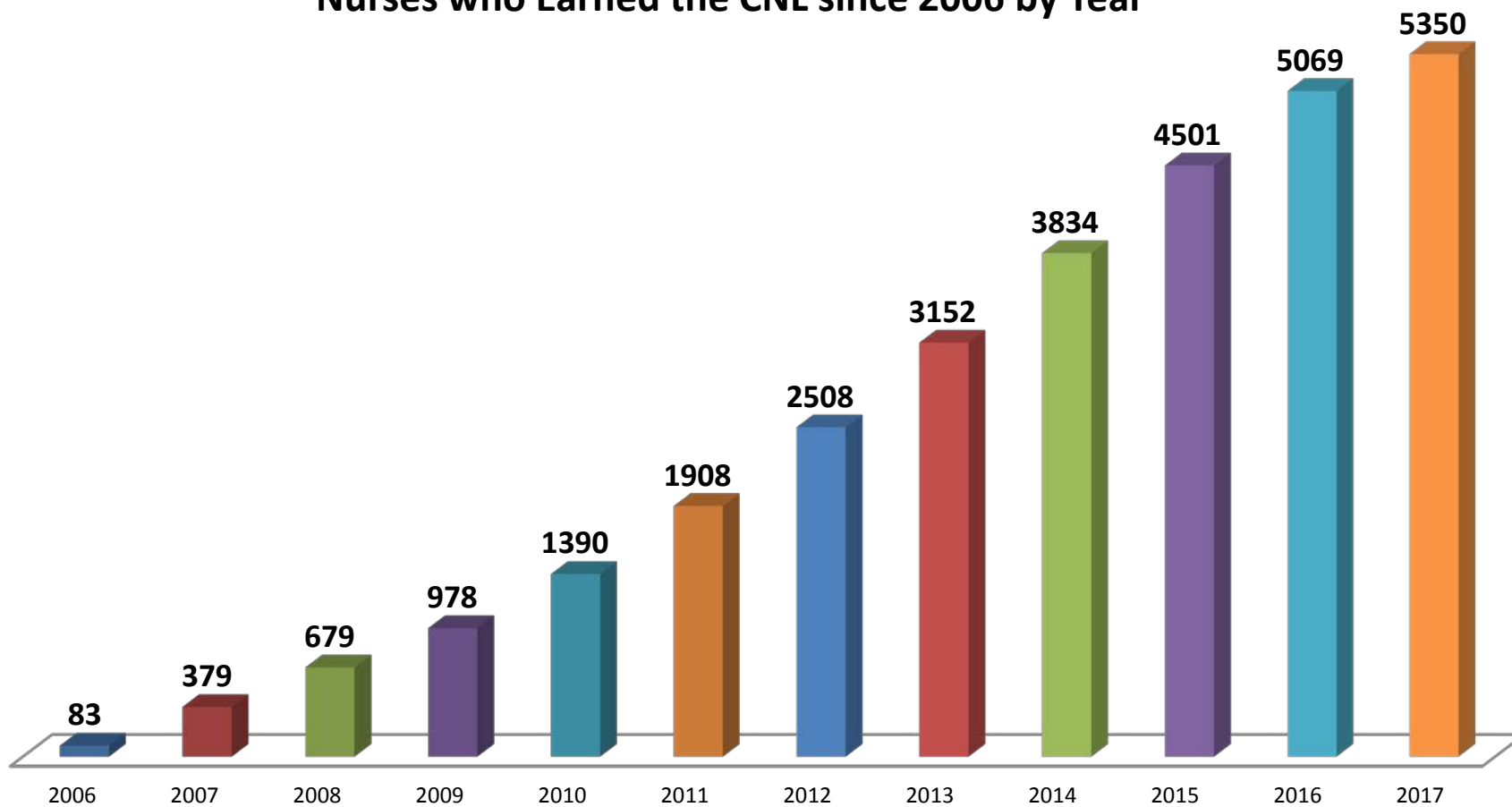
**Earned CNL Since 2006 - West Region**



**West Region:** AZ, CA, CO, ID, MT, NV, NM, OR, UT, WA, WY

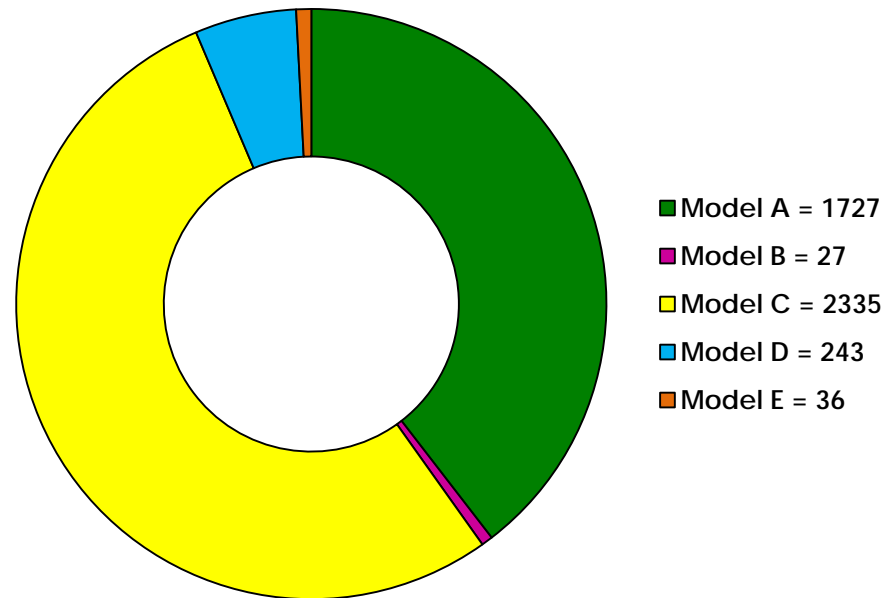


### Nurses who Earned the CNL since 2006 by Year






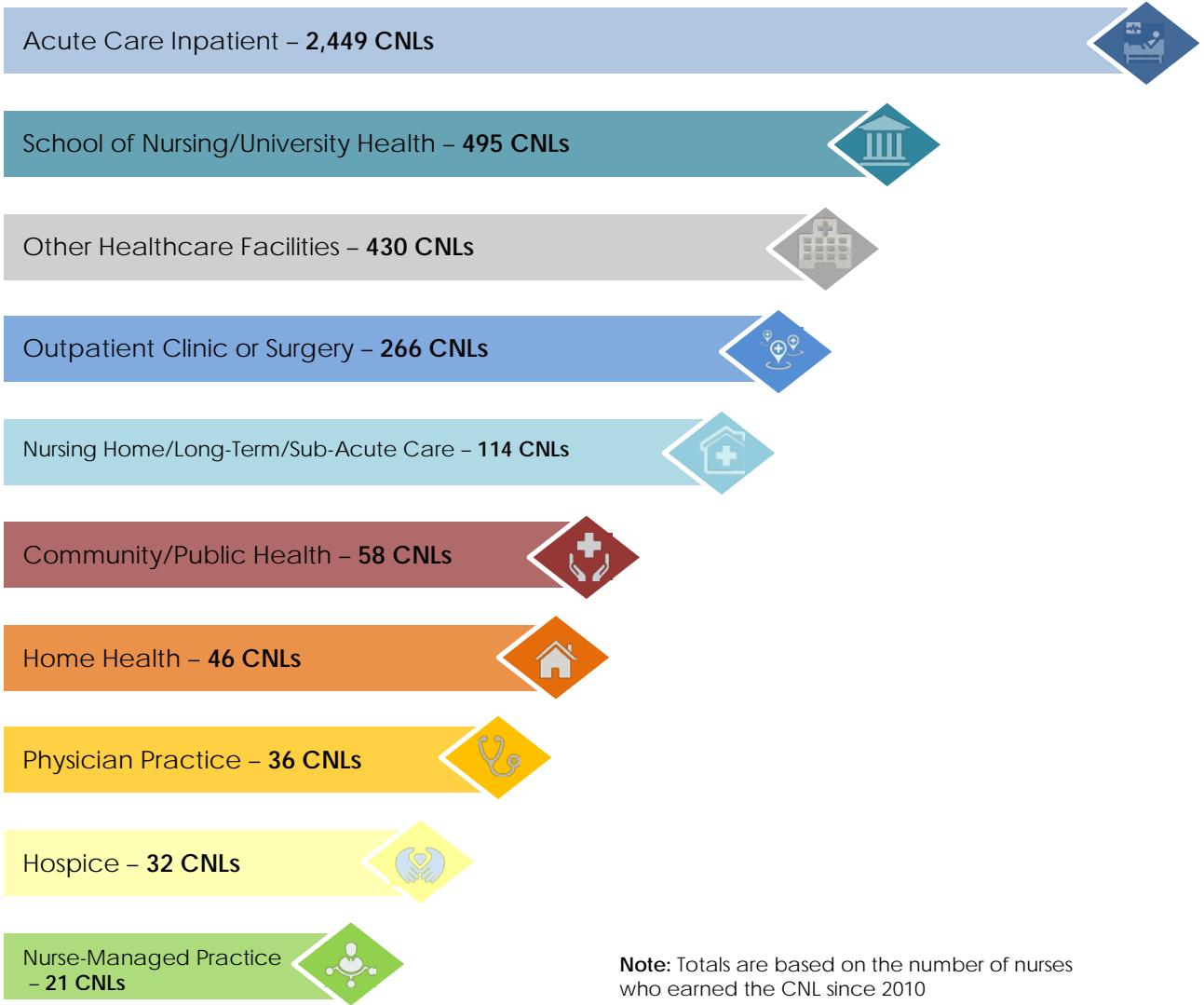
### Earned CNL per Program Model as Provided by the Program Director since 2010



- **Model A:** Master's degree program designed for BSN graduates
- **Model B:** Master's degree program for BSN graduates that includes a post-BSN residency that awards master's credit
- **Model C:** Master's degree program designed for individuals with a baccalaureate degree in another discipline
- **Model D:** Master's degree program designed for ADN graduates (RN-MSN)
- **Model E:** Post-master's certificate program designed for individuals with a master's degree in nursing in another area of study



## CNLs by Employment Setting and Type of Community



**Note:** Totals are based on the number of nurses who earned the CNL since 2010

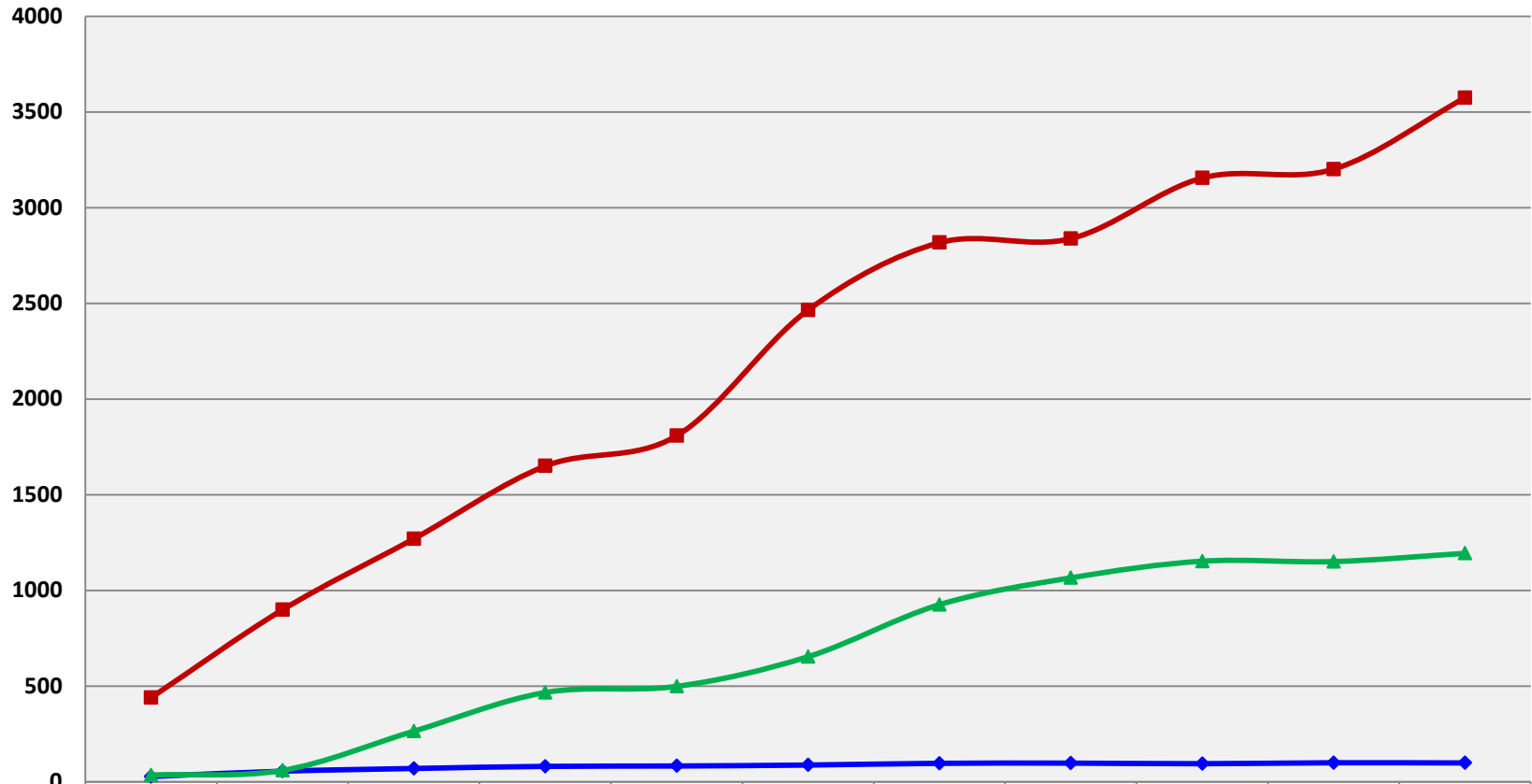
## TRANSFORM. LEAD. EXPERIENCE.

STATE	ACTIVE CNLs
Alabama - AL	145
Alaska - AK	5
Arizona - AZ	18
Arkansas - AR	19
California - CA	1037
Colorado - CO	30
Connecticut - CT	99
Delaware - DE	1
District of Columbia - DC	10
Florida - FL	201
Georgia - GA	246
Hawaii - HI	2
Idaho - ID	6
Illinois - IL	495
Indiana - IN	17
Iowa - IA	56
Kansas - KS	23
Kentucky - KY	35
Louisiana - LA	6
Maine - ME	32
Maryland - MD	141
Massachusetts - MA	100
Michigan - MI	93
Minnesota - MN	16
Mississippi - MS	20
Missouri - MO	116

STATE	ACTIVE CNLs
Montana - MT	20
Nebraska - NE	6
Nevada - NV	32
New Hampshire - NH	172
New Jersey - NJ	139
New Mexico - NM	9
New York - NY	94
North Carolina - NC	117
North Dakota - ND	1
Ohio - OH	340
Oklahoma - OK	19
Oregon - OR	75
Pennsylvania - PA	107
Rhode Island - RI	12
South Carolina - SC	34
South Dakota - SD	15
Tennessee - TN	148
Texas - TX	254
Utah - UT	3
Vermont - VT	9
Virginia - VA	180
Washington - WA	75
West Virginia - WV	1
Wisconsin - WI	131
Wyoming - WY	2
Other - PR, International	8



### Enrollment and Graduations of CNL Students 2005-2016



	2005-2006	2006-2007	2007-2008	2008-2009	2009-2010	2010-2011	2011-2012	2012-2013	2013-2014	2014-2015	2015-2016
<b>◆ CNL Programs</b>	28	56	70	81	83	88	97	98	95	100	99
<b>■ Enrolled Students</b>	440	899	1270	1650	1808	2465	2817	2838	3155	3201	3574
<b>▲ Graduates</b>	36	60	265	467	499	654	926	1066	1153	1151	1194

AACN Institutional Data System (IDS). 2016